

OSCAR HERRERO

Tierra Mojada
(*Guajira*)

Para una o dos Guitarras Flamencas

Del álbum "TORRENTE"

TIERRA MOJADA

(Guajira)



♩=208

Oscar Herrero

Pos 5
1 4 1 2 3 2 1 4 0 4 1 3
3
cVII
cIX1-3
cIX1-3

amimā am i m p i m a i m i m p i m i m i p i m i p i m a

3
Pos 5
1 4 1 2 3 2 1 4 0 4 1 3
cVII
cIX1-3
cIX1-3

amimā am i m p i m a i m i m p i m i m i p i m i p i m a

5
cX
cIX1-3
cVII
cIX1-3

amipima i m i i a m i p p i m a i m i m i p i m a

7
cX
cIX1-3
cVIII
cVII
1 2 0 1 3 4 3
3 3 3

amipima i m i i m i p i m a m p i m a m i m i m i

9
1 3 1 0 2 1 0
3 3 3
x000
x000
x000

imi i i m a p i m a p p...

11
2 4 3 2 4 4 3 4 2 3
cV1-3
x000
x000

mi a m a m i m i p i m i m a m i p i m a p i m a p

13
x000
x000
cII1-4
cII1-4
1 0 2 3 2 0 2 3
2 3

ima m i m i a m i p i m a

TIERRA MOJADA

(Guajira)



♩=208

Oscar Herrero

12/8

cII

cII

cII2-4

cII2-4

3

cII1-4

cII

cII

cII2-4

cII2-4

5

cII1-3

cII1-3

cVII

cV1-3

7

cII1-4

cII1-3

cIV1-3

prima

mi

9

cV1-3

11

cVII

cV1-3

13

cIV

cII1-4

TIERRA MOJADA

(Guajira)



♩=208

Oscar Herrero

1 cVII cIX1-3 cIX1-3

a m i m a a m i m p i m a i m i m m i m i m i m i m i p i m a

3 cVII cIX1-3 cIX1-3

a m i m a a m i m p i m a i m i m m i m i m i m i m i p i m a

5 cX cIX1-3 cVII cIX1-3

a m i p i m a i m i m i a m i p p i m a i m i m i p i m a

7 cX cIX1-3 cVIII cVII 3 3 3

a p i m a m p i m a m i m i

9 3 3 3 3 3 3

i m i i i m a p i m a p p...

11 cV1-3

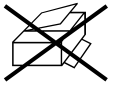
m a m a m i m i p m m a m i p i m a p i m a p

13 cII1-4 cII1-4

i m a m i m i a m i

TIERRA MOJADA

(Guajira)



Oscar Herrero

♩=208

1

cII

cII

cII2-4

cII2-4

3

cII1-4

cII

cII

cII2-4

cII2-4

5

cII1-3

cII1-3

cVII

cV1-3

7

cII1-4

cI1-3

cIV1-3

3

6

p i m a m i

9

3

3

3

3

3

3

cV1-3

11

cVII

cV1-3


0 4 2 3 4 2 3 1

13

cIV

cII1-4

SIGNOS DE NOTACIÓN





(Mano derecha) p = pulgar; i = índice; m = medio; a = anular; e = meñique; T = todos

(Mano izquierda) 1 = índice; 2 = medio; 3 = anular; 4 = meñique

① ② ③ ④ ⑤ ⑥ Los números indican la cuerda donde se pisa

* Golpe en la tapa armónica con dedos: am

Pos 1, Pos 2, ... Posición de la mano izquierda sobre el diapasón. Pos "B^b" =  Pos "F" = 

cI, cII, cIII, cIV, ... Cejilla en el traste donde indica el número romano

cII₁₋₄ "Cejilla en el traste 2 pisando las cuerdas 1-2-3-4"

┌ Fin de cejilla, Pos, Ras, ... () Opcional

Alzapúa. . .	Cualquier palabra o letra seguida de . . .
Picado. . .	indica que se debe ejecutar hasta nueva orden
p. . .	

RASGUEADOS

↑ Rasgueado de graves a agudos con todos los dedos

↑_p Rasgueado de graves a agudos con el dedo pulgar

↓ Rasgueado de agudos a graves con el dedo pulgar

{ Rasgueado de graves a agudos con el dedo pulgar acompañado de golpe

^ Rasgueado de graves a agudos con el dedo índice

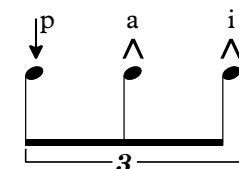
v Rasgueado de agudos a graves con el dedo índice

(e, m, a)
^ Rasgueado de graves a agudos con el dedo que se indique (e, m, a)

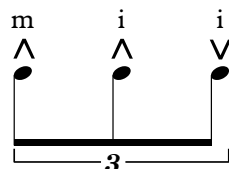
* ^ Rasgueado de graves a agudos con el dedo índice acompañado de golpe

* ^ Golpe en la parte superior de la tapa armónica seguido de rasqueo con el dedo índice o medio

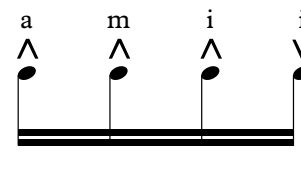
(p m p)



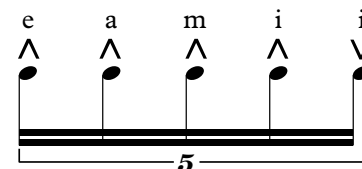
Ras A



Ras 3




Ras 4



Ras 5

NOTATION SIGNS





(Right hand) p = thumb; i = index; m = middle; a = ring finger; e = little finger; T = all

(Left hand) 1 = first finger; 2 = second finger; 3 = third finger; 4 = fourth finger

① ② ③ ④ ⑤ ⑥ The numbers indicate the string which must be struck

* "Golpe" is a tap on the sound board with the ring finger and middle finger

Pos 1, Pos 2, ... Position of the left hand on the fret board. Pos "B^b" =  Pos "F" = 

cI, cII, cIII, cIV, ... Barré on the fret indicated by the Roman numeral

cII₁₋₄ "Half barré on the fret 1 on the strings 1-2-3-4"

┌ End of barré, (cejilla) Pos, Ras, ... () Optional

Alzapúa...
Picado...
p...

When a word or letter appears followed by three dots (. . .) continue using until a change is indicated.

RASGUEADOS (RIGHT-HAND STRUM)

↑ "Rasgueado" from bass to treble using all fingers except the thumb

↑_p "Rasgueado" from bass to treble using the thumb

↓ "Rasgueado" from treble to bass using the thumb

{ "Rasgueado" from bass to treble using the thumb accompanied at the same time by "Golpe"

^ "Rasgueado" from bass to treble with the index finger

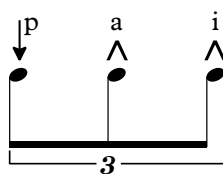
v "Rasgueado" from treble to bass with the index finger

(e, m, a)
^ "Rasgueado" from bass to treble with the finger indicated (e, m, a)

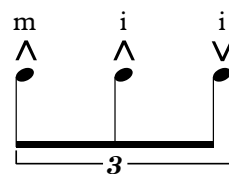
* ^ "Rasgueado" from bass to treble with the index finger accompanied at the same time by "Golpe"

* * "Golpe" on the 'upper' sound board (above the bass strings) followed by the index or middle finger

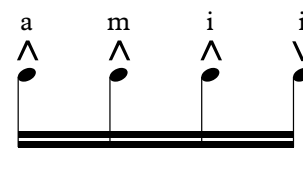
(p m p)



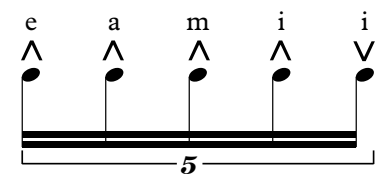
Ras A



Ras 3



Ras 4



Ras 5